MALE END VIEW	FEMALE END VIEW	WIRING DIAGRAM	SPECIFICATIONS

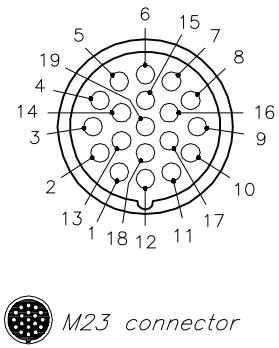

PAIR 1 = WHT/BLK
2 = BLK/WHT
PAIR 3 = WHT/GRN
4 = GRN/WHT
PAIR 5 = WHT/RED
6 = DRAIN
7 = RED/WHT
PAIR 8 = WHT/ORG
9 = ORG/WHT
PAIR 10 = WHT/BLU
11 = BLU/WHT
12 = GRN/YEL
PAIR 13 = WHT/BRN
14 = BRN/WHT
PAIR 15 = WHT/YEL
16 = YEL/WHT
PAIR 17 = WHT/VLT
18 = VLT/WHT
19 = N/C

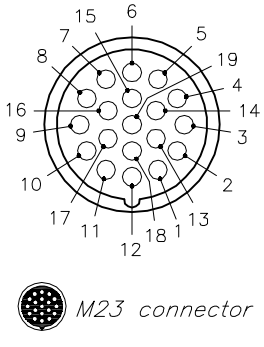

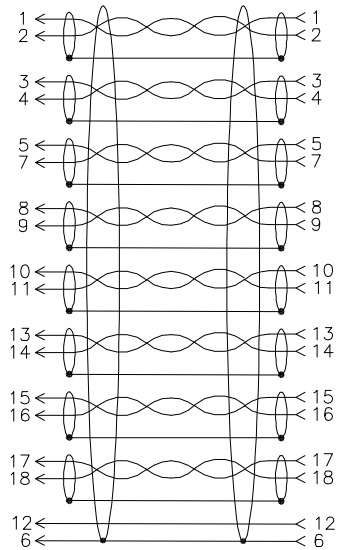

CONTACT CARRIER MATERIAL	NYLON or PBT
MOLDED HEAD MATERIAL/COLOR	TPU/BLACK
CONTACT MATERIAL/PLATING	BRASS/GOLD
COUPLING NUT MATERIAL/PLATING	BRAS/NICKEL
RATED CURRENT [A]	9.0 A (PINS 12), 2.0 A (ALL OTHERS)
RATED VOLTAGE [V]	150 V
OUTER JACKET MATERIAL/COLOR	EX60/BLUE
CONDUCTOR INSULATION MATERIAL	XLPE
NUMBER OF CONDUCTORS	16x22 AWG, 1x18 AWG GROUND
DRAIN/SHIELD	9x22 AWG DRAINS/ALUMINUM FOIL SHIELDED
CONDUCTOR ARRANGEMENT	8 SHIELDED TWISTED PAIR W/DRAIN, 1 GND, 1 DRAIN
TEMPERATURE RATING	−60°C to +105°C (−76°F to +221°F)
PROTECTION CLASS	IEC IP67
CABLE RATINGS	UL: ITC/PLTC/AWM, 105°C, 300 V CSA: CMG/AWM, 105°C, 300 V

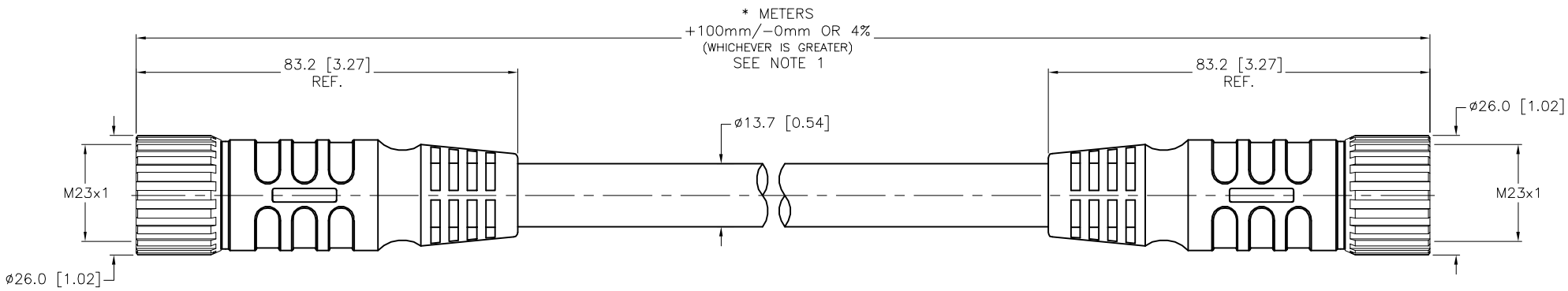

SOURCE DRAWING - FOR REFERENCE ONLY

NOTES:

1. "*" INDICATES CABLE LENGTH IN METERS. CONTACT TURCK TO ORDER SPECIFIC LENGTHS.

REV	DESCRIPTION	BY	DATE	ECO NO.
C	ADD PAIR CALLOUTS TO END VIEWS	TR	10/29/19	75382

RELATED DOCUMENTS
1.
2.
3.
4.

3RD ANGLE PROJECTION

THIS DRAWING IS CONFIDENTIAL AND THE PROPERTY OF TURCK INC. USE OF THIS DOCUMENT WITHOUT WRITTEN PERMISSION IS PROHIBITED.

TURCK

3000 CAMPUS DRIVE
MINNEAPOLIS, MN 55441
1-800-544-7769
(763) 553-7300
(763) 553-0708 fax
www.turck.us

MATERIAL: SEE SPECIFICATIONS

FINISH: SEE SPECIFICATIONS

ALL DIMENSIONS DISPLAYED ON THIS DRAWING ARE FOR REFERENCE ONLY

CONTACT TURCK FOR MORE INFORMATION

DRFT: NF | DATE: 06/20/16
APVD: L.H. | SCALE: NONE

UNIT OF MEASUREMENT
MILLIMETER [INCH]
DO NOT SCALE THIS DRAWING

DESCRIPTION: P-CSM CKM 19-2168XL-*

IDENTIFICATION NO.

REV: C

FILE: 777037707 | SHEET 1 OF 1

Approved 10/30/2019, work order #201982 by T.V.